

Configure Cloudflare Turnstile Authentication

754 Rakhi November 8, 2024 [Features & Functionalities](#) 84

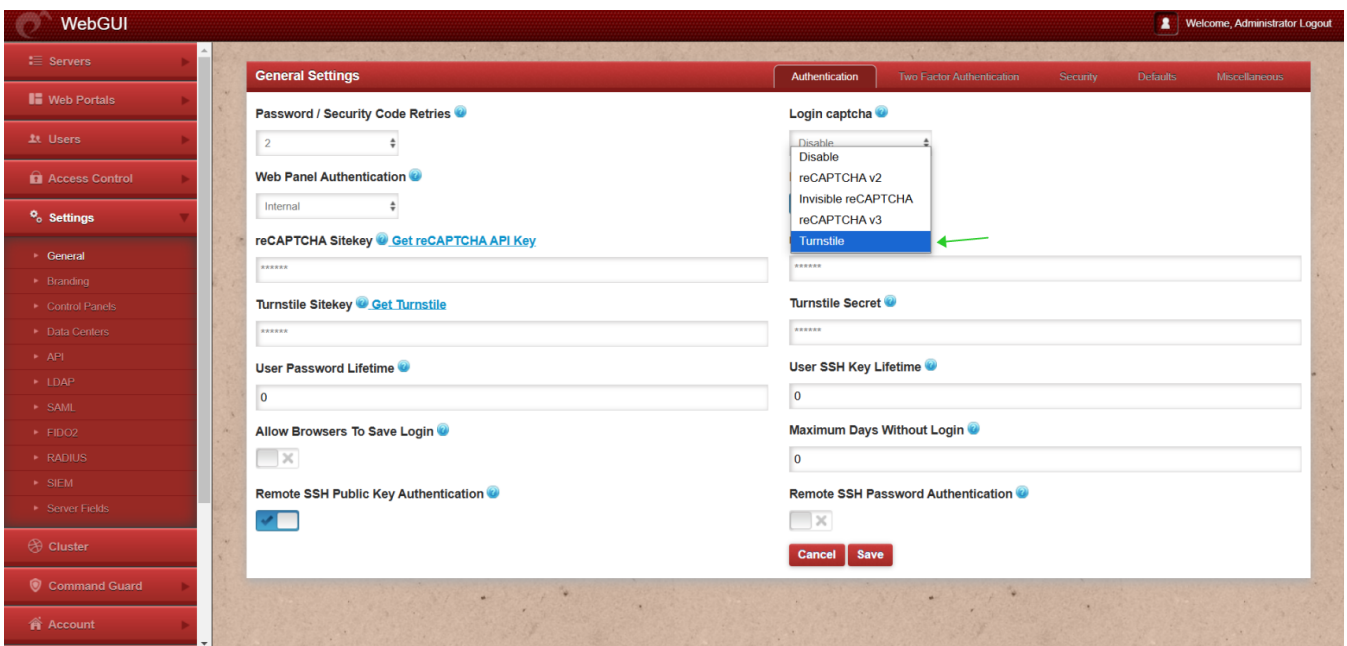
How to Enable Cloudflare Turnstile for GUI Authentication: A step-by-step guide.

Overview: This article provides a step-by-step guide for configuring Cloudflare Turnstile CAPTCHA for enhanced security and user verification.

Cloudflare Turnstile is a free tool that replaces traditional CAPTCHAs with challenges designed to confirm a visitor's authenticity without requiring them to solve a visual puzzle. It features invisible CAPTCHA technology, enabling users to pass verification seamlessly in the background without any interruptions..

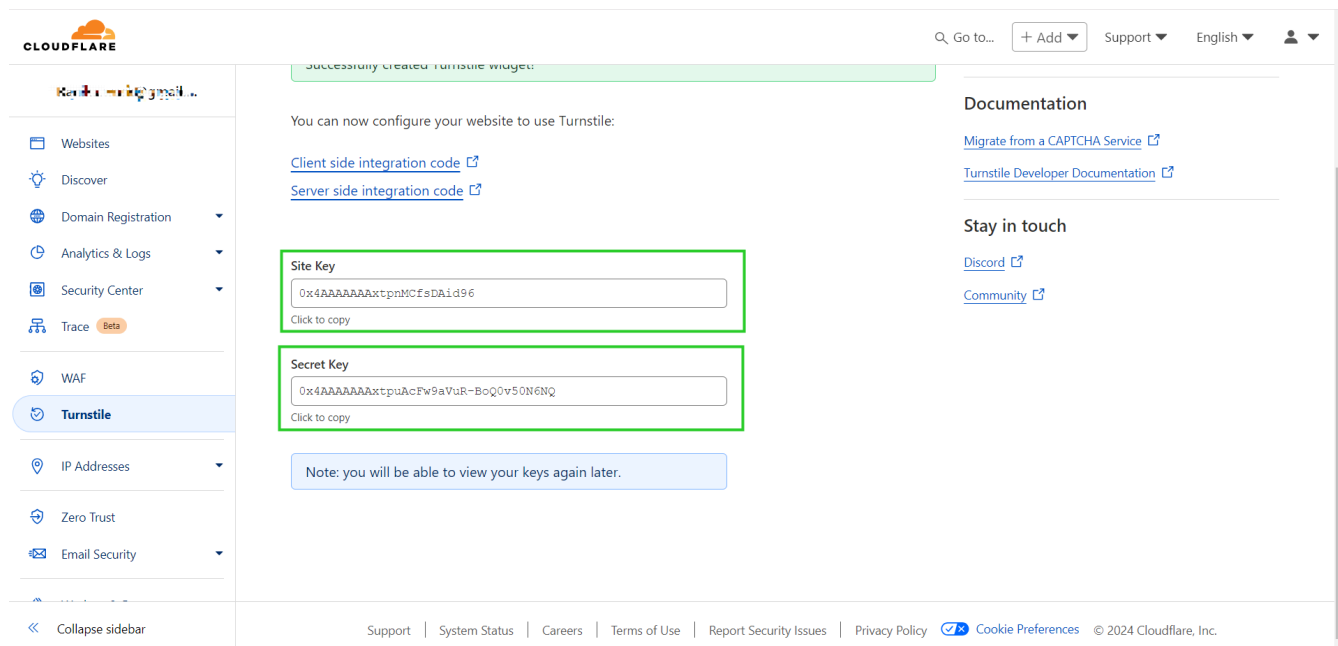
Step 1: Enable Turnstile

The Turnstile for the GUI can be enabled by navigating under **Settings > General > Authentication >** Choose the option from **Login Captcha**.



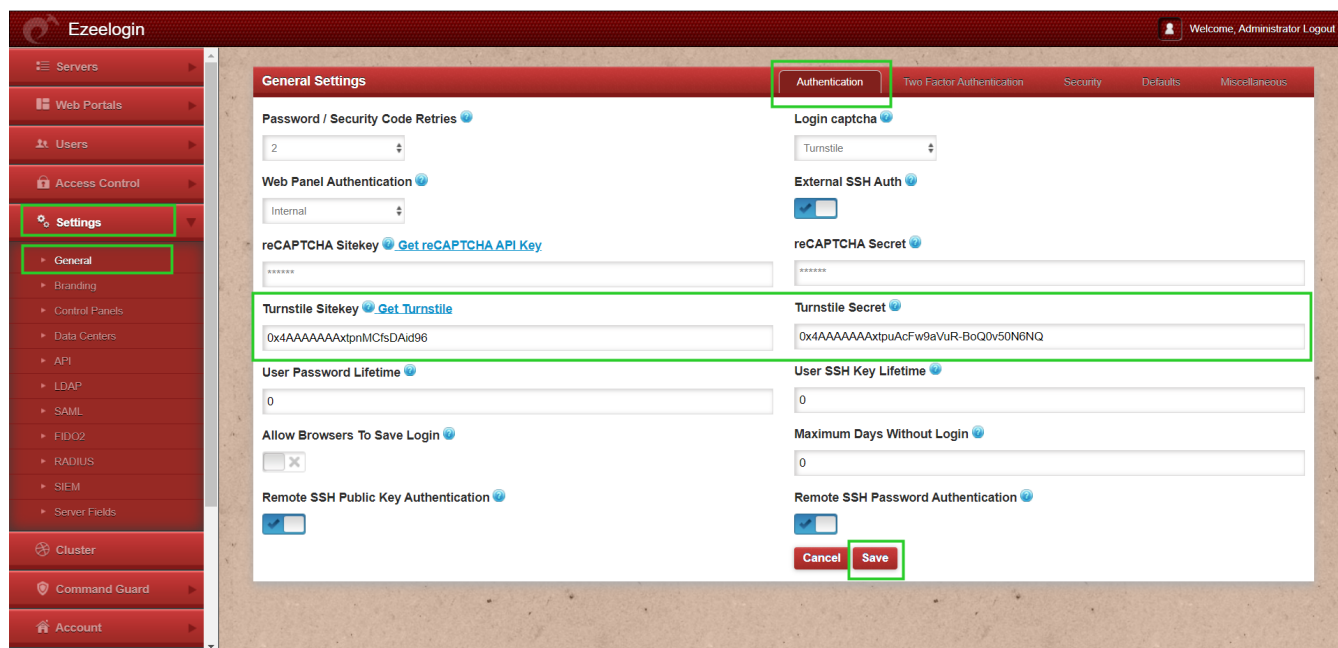
Step 2: Obtain Keys from Cloudflare

Log in to your [Cloudflare account](#) and access the 'Get Turnstile' option within the GUI. Here, you will find your **Site Key** and **Secret Key**.



Step 3: Input Keys in WebGUI

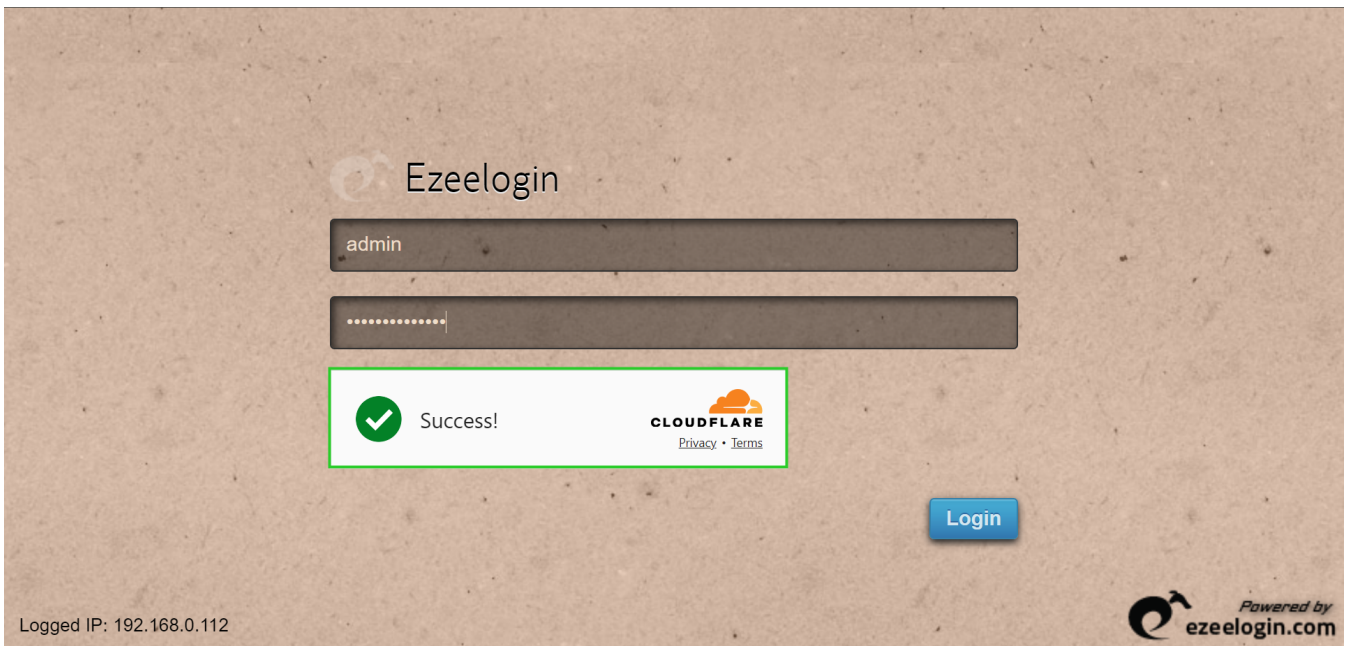
Copy and paste the obtained Site Key and Secret Key into the corresponding fields (**Turnstile SiteKey** and **Turnstile Secret**) in the WebGUI under the Authentication tab (Settings-->General-->Authentication).



Step 4: Login with Cloudflare Turnstile

Now, the turnstile set up is completed and you can log in to the webGUI using Cloudflare Turnstile for

added security.



>>> To *disable Cloudflare turnstile* from webGUI. Navigate to **Settings > General > Authentication** > locate login captcha and choose disable option.

This feature is available from **Ezeelogin version 7.39.0**. To update your existing Ezeelogin to the latest version, refer to the [article](#).

Emergency CLI method:

How can you *disable cloudflare turnstile* login captcha from gateway server.

- Run the following command to update the login_captcha setting:

```
root@gateway:~# php /usr/local/ezlogin/ez_queryrunner.php "update prefix_settings SET value='N' WHERE name='login_captcha';"
```

Related Articles:

[Enable Google ReCaptcha](#)

[Recaptcha images not loading](#)

Online URL:

<https://www.ezeelogin.com/kb/article/configure-cloudflare-turnstile-authentication-754.html>