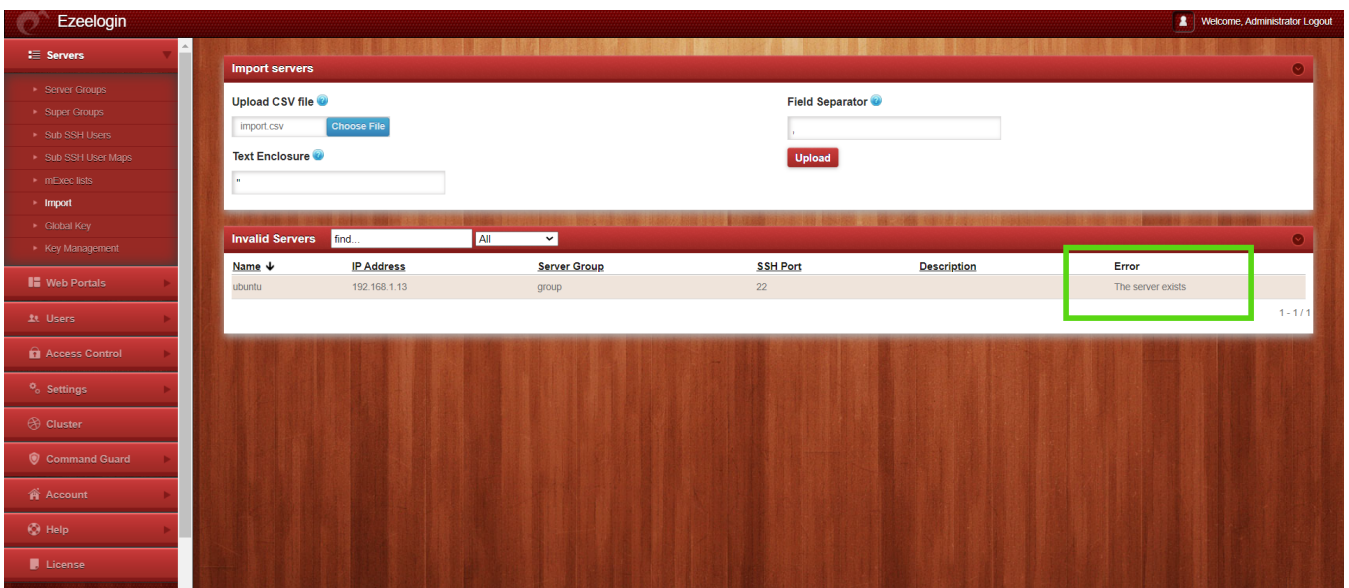


Common errors while importing servers

688 Lekshmi September 4, 2024 [Common Errors & Troubleshooting](#) 943

Approach for managing 'Server Already Exists' and 'Duplicate Entry' errors

Encountering the **server already exists** error while importing a server in the Ezeelogin GUI indicates that the server is already present in the Ezeelogin Gateway server.



Similarly, if we attempt to add a server with the same name as an already existing server, it may cause a "**duplicate entry**" error in MySQL. This means the value you are providing for a specific column must be unique.

Ezeelogin Welcome, Administrator Logout

Servers

- Server Groups
- Super Groups
- Sub SSH Users
- Sub SSH User Maps
- mExec lists
- Import
 - Global Key
 - Key Management
- Web Portals
- Users
- Access Control
- Settings
- Cluster
- Command Guard
- Account
- Help
- License

Import servers

Upload CSV file [Choose File](#) Field Separator

Text Enclosure [Upload](#)

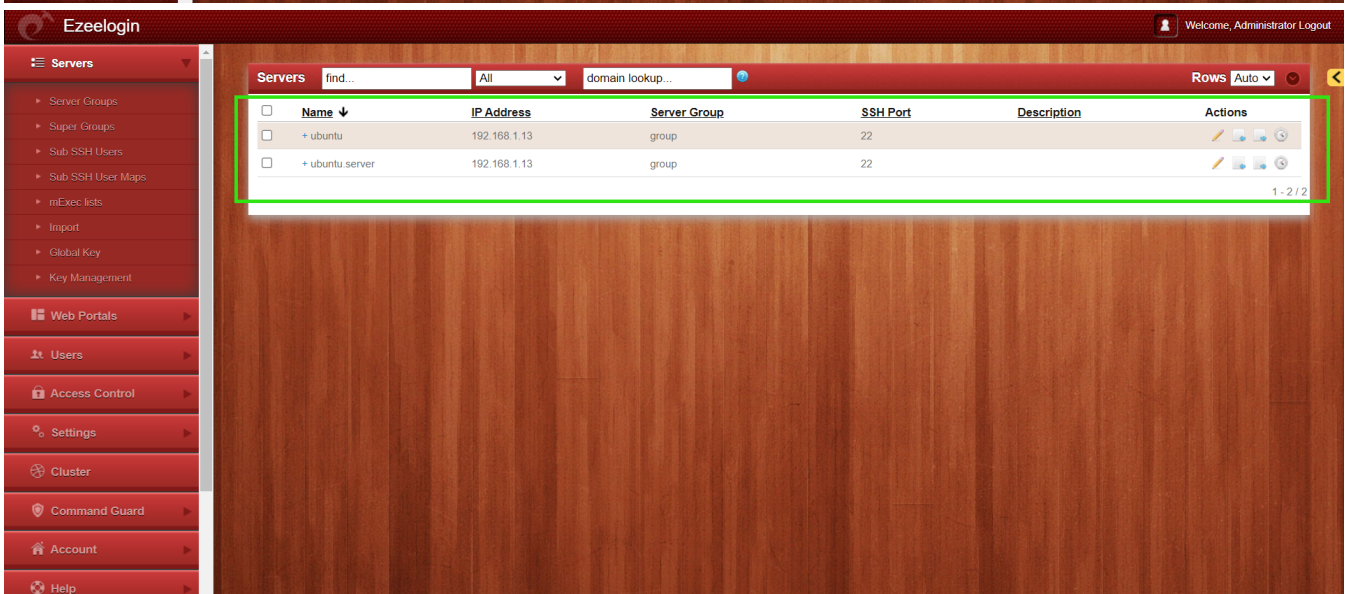
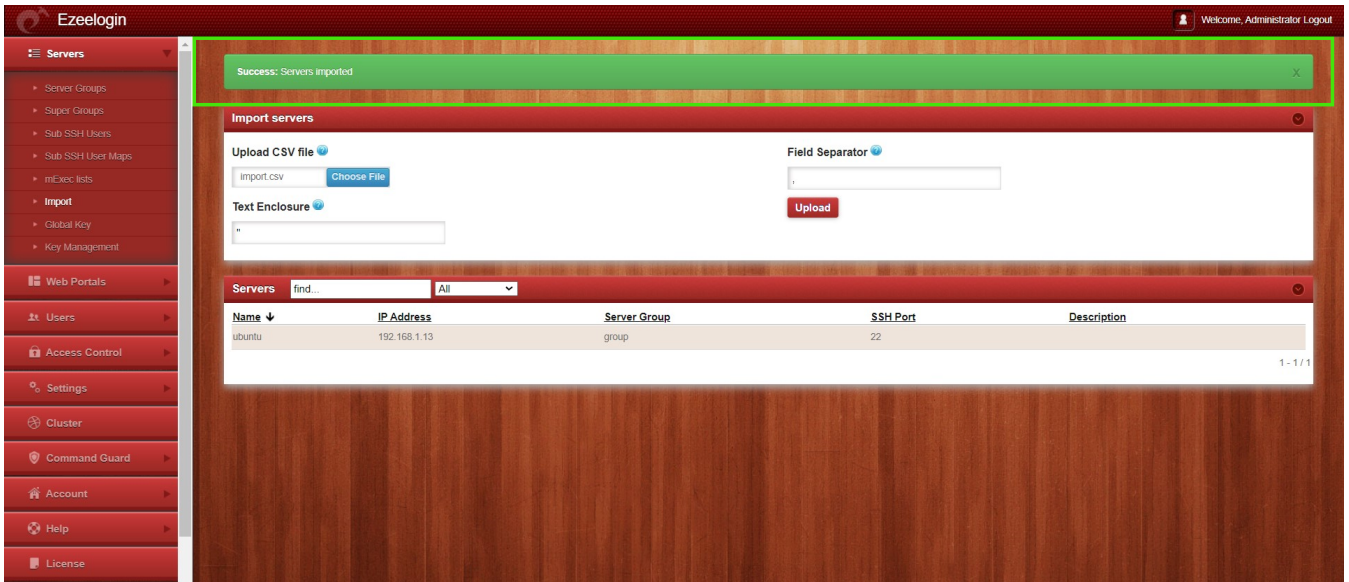
Invalid Servers find... All

Name ↓	IP Address	Server Group	SSH Port	Description	Error
ubuntu	192.168.1.13	group	22		The server exists
ubuntu	192.168.1.13	group	22		Duplicate entry
ubuntu	192.168.1.13	group	22		Duplicate entry

1 - 3 / 3

[Collapse](#)

To fix the error and successfully import the server into Ezeelogin, change the hostname to a unique one that is not identical to any of the servers already added in Ezeelogin.



In the above screenshot the name of existing server was **changed to "ubuntu.server"**. After this change, another server named **"ubuntu"** was successfully imported.

Related Articles

[Import servers from a CSV file into Ezeelogin](#)

[How to import servers without password authentication ?](#)

[How to export servers ?](#)

Online URL: <https://www.ezeelogin.com/kb/article/common-errors-while-importing-servers-688.html>