

Change user group from backend

672 Lekshmi February 8, 2024 [Features & Functionalities](#), [Productivity & Efficiency Features](#)
1209

How to change user group of a user from backend via MySQL queries?

User groups can be updated from the backend using MySQL queries instead of utilizing the Ezeelogin GUI.

Follow the steps below to update the user group of a user.

1. Find out the database name and database table prefix using below command.

```
root@admod:~# cat /usr/local/etc/ezlogin/ez.conf | grep -i  
"db_name|db_prefix"
```

```
Example : root@admod:~# cat /usr/local/etc/ezlogin/ez.conf | grep -i "db_nameldb_prefix"  
db_name ezlogin_ujnj  
db_prefix pyvzbw_
```

2. Run below command to find the usergroup ID and replace database name and database table prefix.

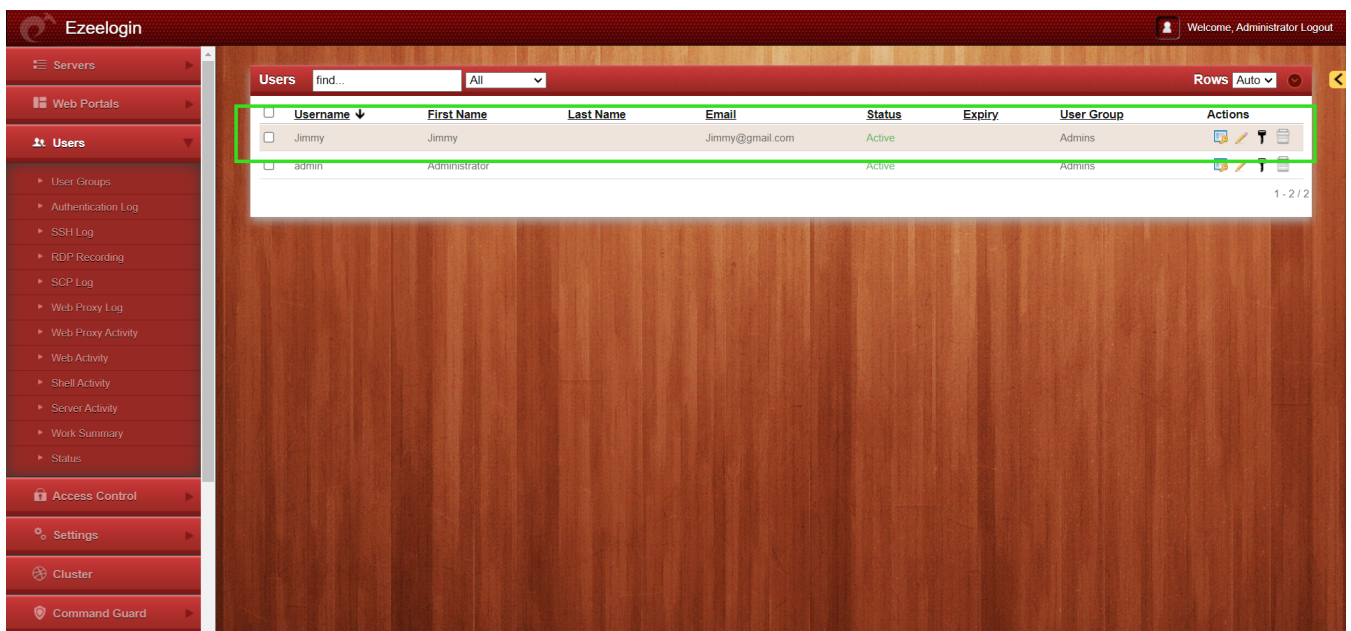
```
root@admod:~# mysql -u root -p -e "use database name ; select id,name from dbprefix_usergroups;"
```

```
Example : root@admod:~# mysql -u root -p -e "use ezlogin_ujnj; select id,name from  
pyvzbw_usergroups;"  
Enter password:  
+----+-----+  
| id | name |  
+----+-----+  
| 1 | Admins |  
| 2 | Dummy |  
| 3 | Develop |  
+----+-----+
```

3. Run below queryrunner command and replace username and usergroup ID to change the usergroup.

```
Example : root@admod:~# php /usr/local/ezlogin/ez_queryrunner.php "update prefix_users set
usergroup_id=3 where username='Jimmy'"
update pyvzbw_users set usergroup_id=4 where username='Jimmy'
Success
```

Initially, User Jimmy is part of the 'Admins' user group.









User Jimmy has been changed from the 'Admins' user group to the 'Develop' user group.

Ezeelogin Welcome, Administrator Logout

- Servers
- Web Portals
- Users**
 - User Groups
 - Authentication Log
 - SSH Log
 - RDP Recording
 - SCP Log
 - Web Proxy Log
 - Web Proxy Activity
 - Web Activity
 - Shell Activity
 - Server Activity
 - Work Summary
 - Status
- Access Control
- Settings
- Cluster
- Command Guard

Users find... All Rows Auto

<input type="checkbox"/>	Username	First Name	Last Name	Email	Status	Expiry	User Group	Actions
<input type="checkbox"/>	Jimmy	Jimmy		Jimmy@gmail.com	Active		Develop	  
<input type="checkbox"/>	admin	Administrator			Active		Admins	  

1 - 2 / 2

Online URL: <https://www.ezeelogin.com/kb/article/change-user-group-from-backend-672.html>