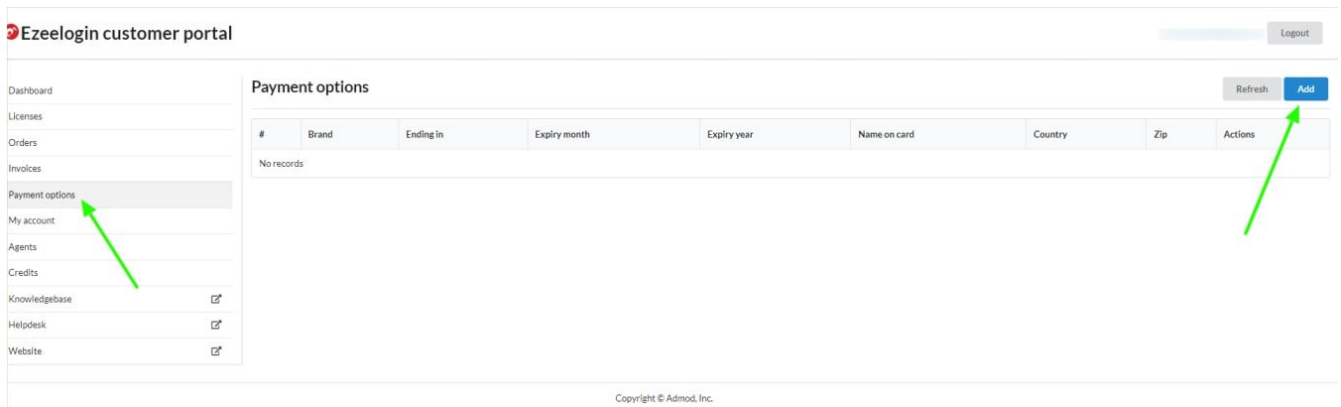


# Update card details in the new billing portal




527 Jisna Joseph September 6, 2022 [Billing](#) 2293

## How to update card details in new billing portal?

You need to login to your customer portal area and click on **Payment options** -> **Add**



Provide all the card details and click on **Add** button

- Dashboard
- Licenses
- Orders
- Invoices
- Payment options
- My account
- Agents
- Credits
- Knowledgebase 
- Helpdesk 
- Website 

### New card

Credit or debit card 

Card number

MM / YY CVC

Name on card

Name

Set as default 

Cancel

Add



## Related Articles

[How to enable auto-renew in new billing portal?](#)

Online URL:

<https://www.ezeelogin.com/kb/article/update-card-details-in-the-new-billing-portal-527.html>