

What happens when Ezeelogin users are deleted?

482 Krishnaja August 17, 2024 [Common Errors & Troubleshooting](#), [Features & Functionalities](#) 2241

Delete Ezeelogin users

Overview: This article explains that deleting an Ezeelogin user removes them from the `/etc/passwd` file and their home directory.

Ezeelogin [users](#) can be deleted, which removes their entries from the `/etc/passwd` file and deletes their home directory as well.

For example, We have a user called tony in the software GUI, the home directory of the [user](#) tony can be viewed under the `/etc/passwd` file.





























```
:~# cat /etc/passwd | grep tony
tony:x:1006:1001::/home/tony:/usr/local/bin/ezsh
```

```
[root@localhost ~]# cat /etc/passwd
root:x:0:0:root:/root:/bin/bash
bin:x:1:1:bin:/bin:/sbin/nologin
daemon:x:2:2:daemon:/sbin:/sbin/nologin
adm:x:3:4:adm:/var/adm:/sbin/nologin
lp:x:4:7:lp:/var/spool/lpd:/sbin/nologin
sync:x:5:0:sync:/sbin:/bin/sync
shutdown:x:6:0:shutdown:/sbin:/sbin/shutdown
halt:x:7:0:halt:/sbin:/sbin/halt
mail:x:8:12:mail:/var/spool/mail:/sbin/nologin
operator:x:11:0:operator:/root:/sbin/nologin
games:x:12:100:games:/usr/games:/sbin/nologin
ftp:x:14:50:FTP User:/var/ftp:/sbin/nologin
nobody:x:99:99:Nobody:/:/sbin/nologin
avahi-autoipd:x:170:170:Avahi IPv4LL Stack:/var/lib/avahi-autoipd:/sbin/nologin
systemd-bus-proxy:x:999:997:systemd Bus Proxy:/:/sbin/nologin
systemd-network:x:998:996:systemd Network Management:/:/sbin/nologin
dbus:x:81:81:system message bus:/:/sbin/nologin
polkitd:x:997:995:User for polkitd:/:/sbin/nologin
tss:x:59:59:Account used by the trousers package to sandbox the tcsd daemon:/dev/null:/sbin/nologin
postfix:x:89:89:/:/var/spool/postfix:/sbin/nologin
sshd:x:74:74:Privilege-separated SSH:/var/empty/ssh:/sbin/nologin
krish:x:1000:1000:krish:/home/krish:/bin/bash
apache:x:48:48:Apache:/usr/share/httpd:/sbin/nologin
mysql:x:27:27:MySQL Server:/var/lib/mysql:/sbin/nologin
admin:x:1001:1001:./home/admin:/usr/local/bin/ezsh
Rinku:x:1002:1001:./home/Rinku:/usr/local/bin/ezsh
ec2-user:x:1003:1001:./home/ec2-user:/usr/local/bin/ezsh
nscd:x:28:28:NSCD Daemon:/:/sbin/nologin
nslcd:x:65:55:LDAP Client User:/:/sbin/nologin
reenu:x:1004:1001:./home/reenu:/usr/local/bin/ezsh
rimi:x:1005:1001:./home/rimi:/usr/local/bin/ezsh
sssd:x:996:498:User for sssd:/:/sbin/nologin
tony:x:1006:1001:./home/tony:/usr/local/bin/ezsh
[root@localhost ~]#
```

If the user tony is deleted from the software GUI, the user and its home directory will get removed from the `/etc/passwd` file.

You can delete the user from GUI, by navigating to Users, Selecting the user, and deleting it.

The screenshot shows the Ezeelogin web interface. On the left is a navigation sidebar with 'Users' highlighted. The main content area displays a table of users with columns for Username, First Name, Last Name, Email, Status, Expiry, User Group, and Actions. The user 'tony' is selected, and the 'Actions' column for that row contains a document icon.

<input type="checkbox"/>	Username ↓	First Name	Last Name	Email	Status	Expiry	User Group	Actions
<input type="checkbox"/>	John	John	Smith	John.Smith@gmail.com	Active		Admins	   
<input type="checkbox"/>	admin	Administrator		admin@gmail.com	Active		Admins	   
<input type="checkbox"/>	alisha	alisha	slk	alisha@gmail.com	Active		Admins	   
<input type="checkbox"/>	karl	karl		karl@gmail.com	Active		Admins	   
<input type="checkbox"/>	tom	tom	cruise	tom@gmail.com	Suspended		Admins	   
<input checked="" type="checkbox"/>	tony	tony		tony@gmail.com	Active		Admins	   
<input type="checkbox"/>	zan	zan	aaa	zan@gmail.com	Active		Admins	   

Related Articles:

[Understanding /etc/shadow file.](#)

[Create more admin users.](#)

[Adding users exclusively to the database.](#)

Online URL:

<https://www.ezeelogin.com/kb/article/what-happens-when-ezeelogin-users-are-deleted-482.html>