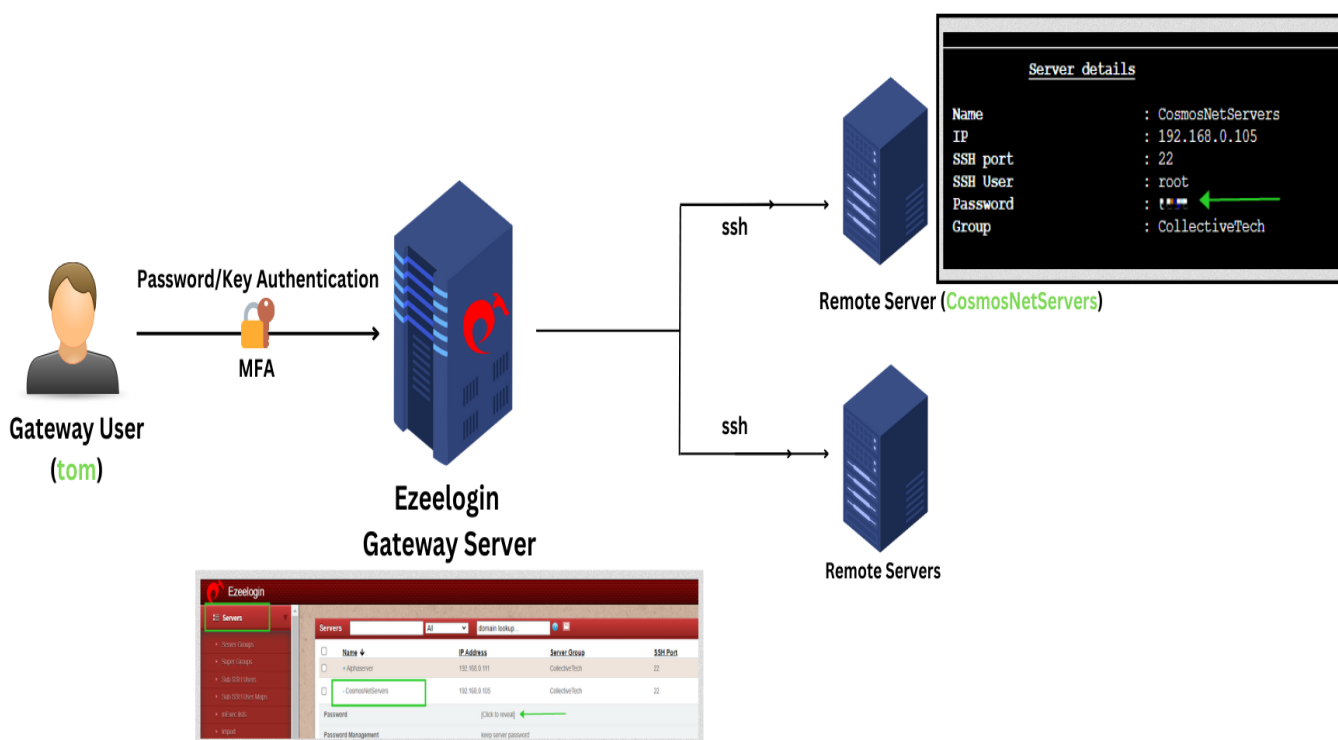


# View remote user password

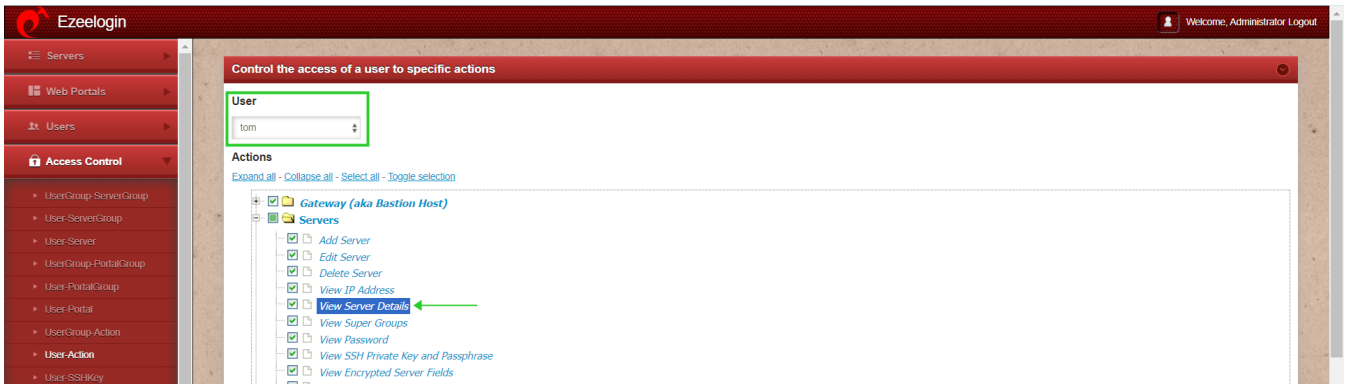
## How to View Remote User Passwords with Ezeelogin GUI and ezsh Shell?

**Overview:** This article describes how to view remote user passwords for servers using the web GUI or ezsh shell, provided admin privileges are granted.

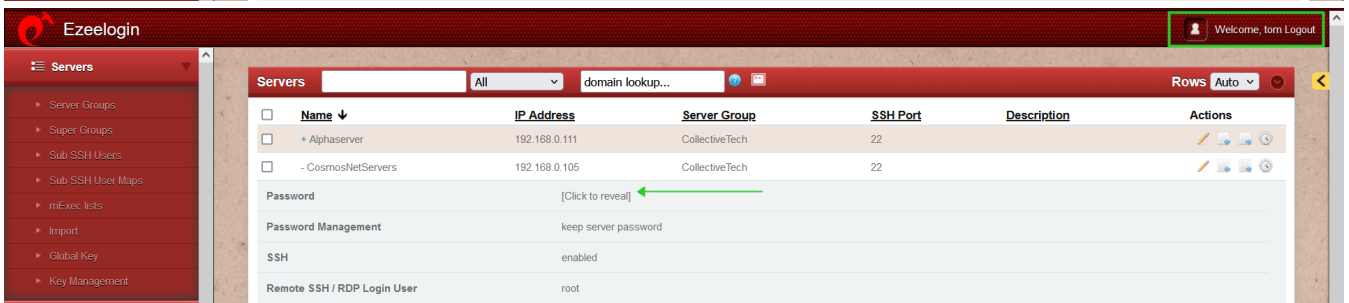
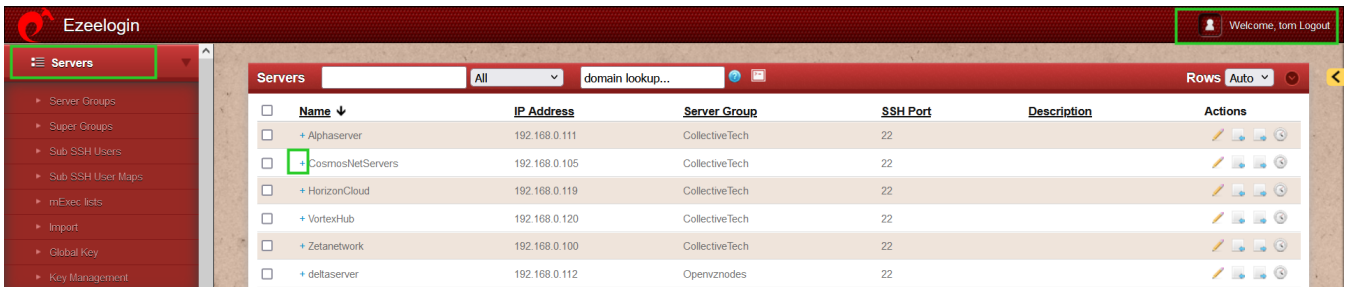


Suppose you have not given/granted the privilege to an ezeelogin user(eg: "tom").

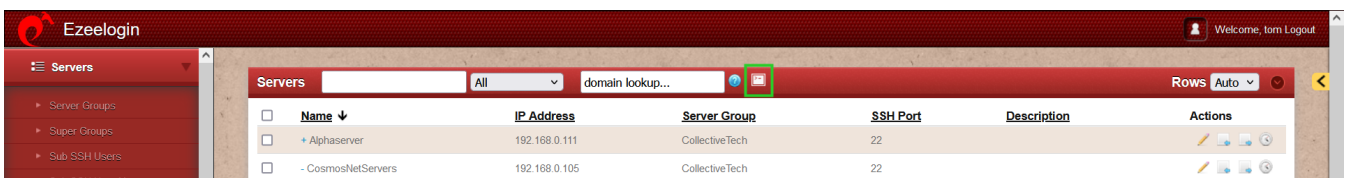
Then Navigate to **Access Control** > under **User-server** > enable **View Server Details** for the user ("tom") and **Save** it.



**Step 1:** Navigate to **Ezeelogin GUI > Servers** > click on **+** icon to view the server details of any particular server. ( eg.CosmosNetServers)



**Step 2:** Log in to the **Ezeelogin Web SSH console** to view the password via the backend shell.



**Step 3:** Navigate to any server("CosmosNetServers") using the **up and down arrow keys** > Click on the **tab** key to **view server details**.

```
Server details
Name      : CosmosNetServers
IP        : 192.168.0.105
SSH port  : 22
SSH User  : root
Password  : ██████████ ←
Group     : CollectiveTech

Press any key to continue...

SERVERS [All servers] (group) [Normal / ] (User: admin)
Start typing name to locate. ESC: Clear search, F1/+: Help, F4/!: Exit.

Menu | ssh://admin@127.0.0.1:22 | SSH CONNECTION ESTABLISHED
```

By following the above steps any ezeelogin user can view the server details.

**This option will be effective only if the admin user has granted the privilege to view passwords for gateway users through access control.**

**Refer to manual details for more information:**

- [Explanation of server list from the backend](#)
- The user would need access to '[view server details](#)' in the access control
- [Ezeelogin shell shortcuts](#)
- [Internal commands to view server details, list the servers, and copy from ezsh](#)

Contact our [support department](#) if you face any difficulties.

---

## Related Articles:

[View Remote Server Password](#)

[User not able to view the password of a server even after granting permission in Access Control](#)

[Cron for changing root passwords on servers periodically](#)

Online URL: <https://www.ezeelogin.com/kb/article/view-remote-user-password-4.html>