

WEBSOCKET SERVER DISCONNECTED: transport close

309 admin August 28, 2024 [Technical](#) 4323

WEBSOCKET SERVER DISCONNECTED: transport close

Overview: This article describes the issue of encountering 'WEBSOCKET SERVER DISCONNECTED: transport close' by enabling auto-create for LDAP users, adjusting SSHD configuration, and managing user settings in the Ezeelogin gateway server.

This error occurs when the user is not present in the system. Enabling the auto-create feature resolves the issue by automatically creating a system user when an LDAP user logs in to the web interface. Follow these steps to resolve the issue:

Note

If the gateway user is present on the server, please add the following lines to the SSHD configuration and try again.

Add the following parameters to the END of `/etc/ssh/sshd_config` file and **restart SSHD** to reflect the changes.

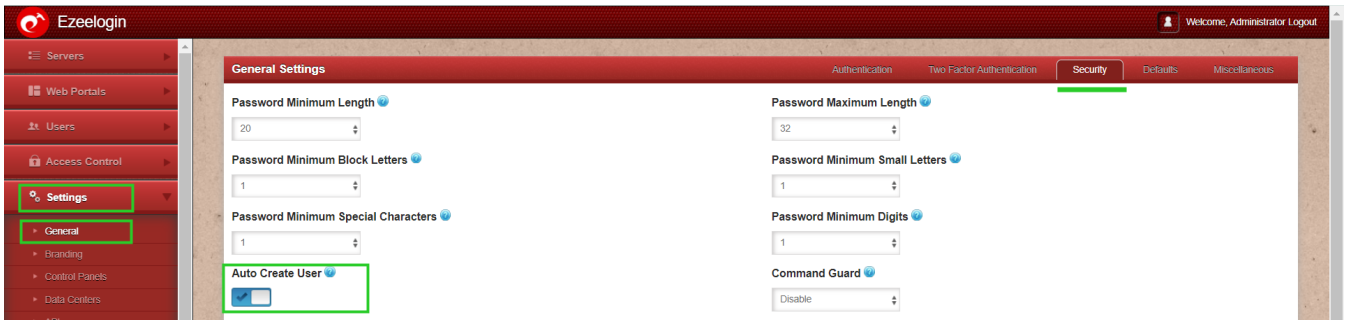
```
Match Address 127.0.0.1
```

```
PermitRootLogin yes
```

```
PubkeyAuthentication yes
```

```
PasswordAuthentication yes
```

Step 1. Delete the imported LDAP user from the Ezeelogin gateway server and then enable the auto-create feature by clicking **Setting > General > Security > Auto-create user**.



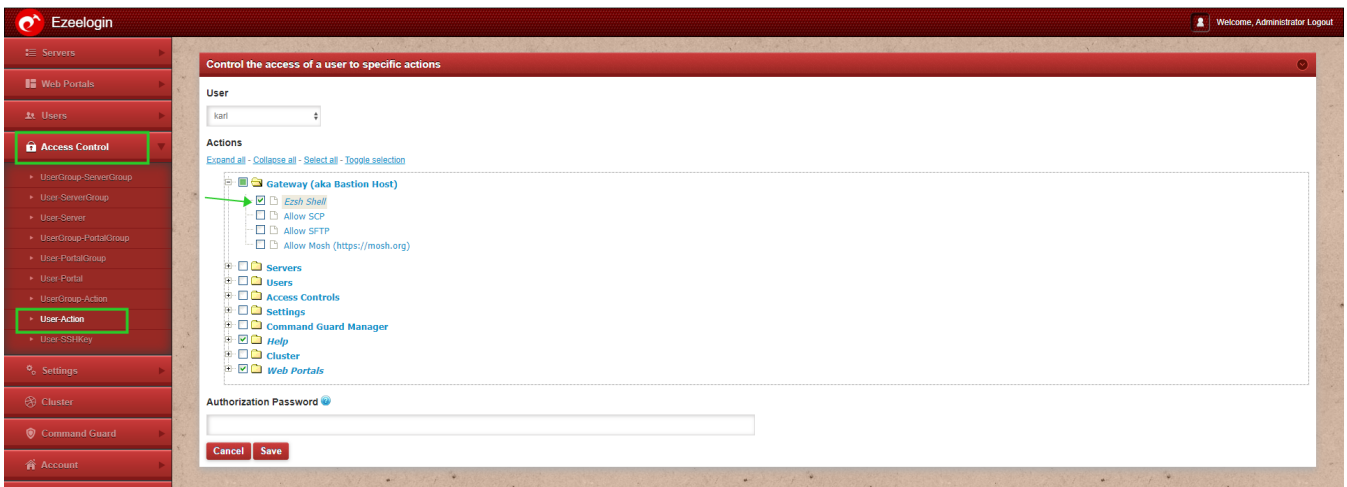
Note:

Ensure that the LDAP user is deleted and re-added to the Ezeelogin gateway server.
Refer to the following article: [Integrate OpenLdap / Windows Active Directory \(AD \) authentication in Ezeelogin jump server \(Centos &Ubuntu\).](#)

Step 2. Import the LDAP user again by clicking **Users > LDAP > Select user > import.**



Step 3. Grant privilege for the user to access the web shell by navigating to **Access Control > User action > select the user and enable the ezsh shell feature.**



Step 4. Now access the web shell / webSSH console as the ldap-user.

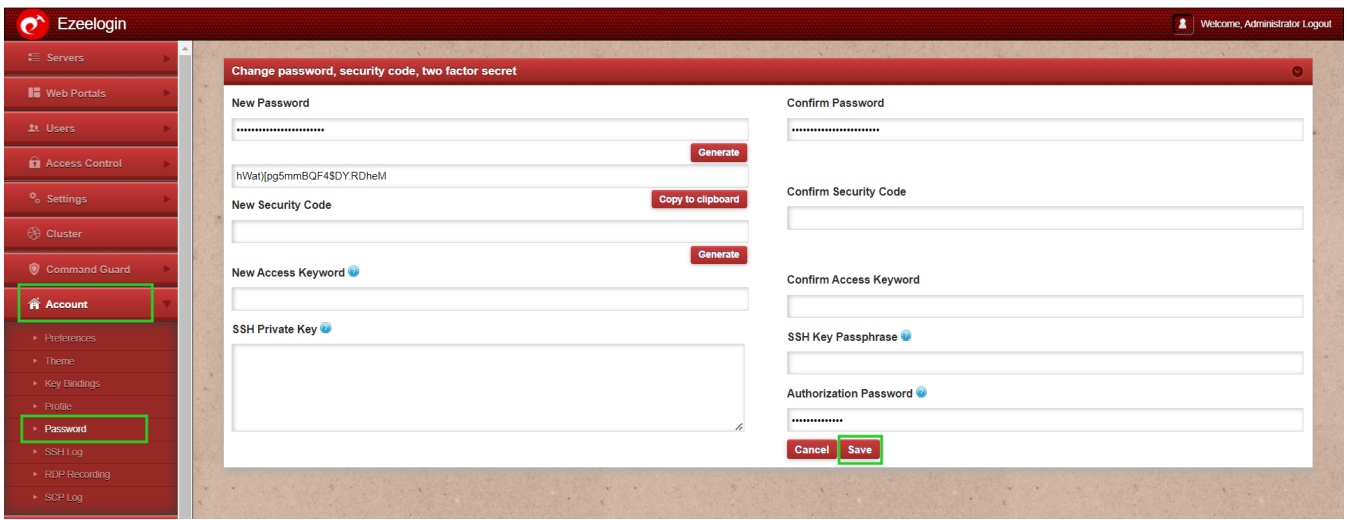
```
AlphaNetConsortium consortium grp
CollectiveTech tech grp
EchonetGrid Echo group
FusionForge fusion group
GalacticGrid Grid Group
NebulaNezaz nebulas server group
Openvnodes serversgrp
StyllarSyndicate Syndicate server group
All servers List of all accessible servers

GROUPS [Normal / ] (User: karl)
Start typing name to locate. ESC: Clear search, F1/+: Help, F4/!: Exit.
```

Menu ssh://karl@127.0.0.1:22 SSH CONNECTION ESTABLISHED

- If the issue still persists.

1. [Reset the User password](#) if the issue still persists from GUI under **Accounts > Password**.



Related Articles

[Setup WebSSH console.](#)

[Backend Shell Feature.](#)

Online URL:

<https://www.ezeelogin.com/kb/article/websocket-server-disconnected-transport-close-309.html>