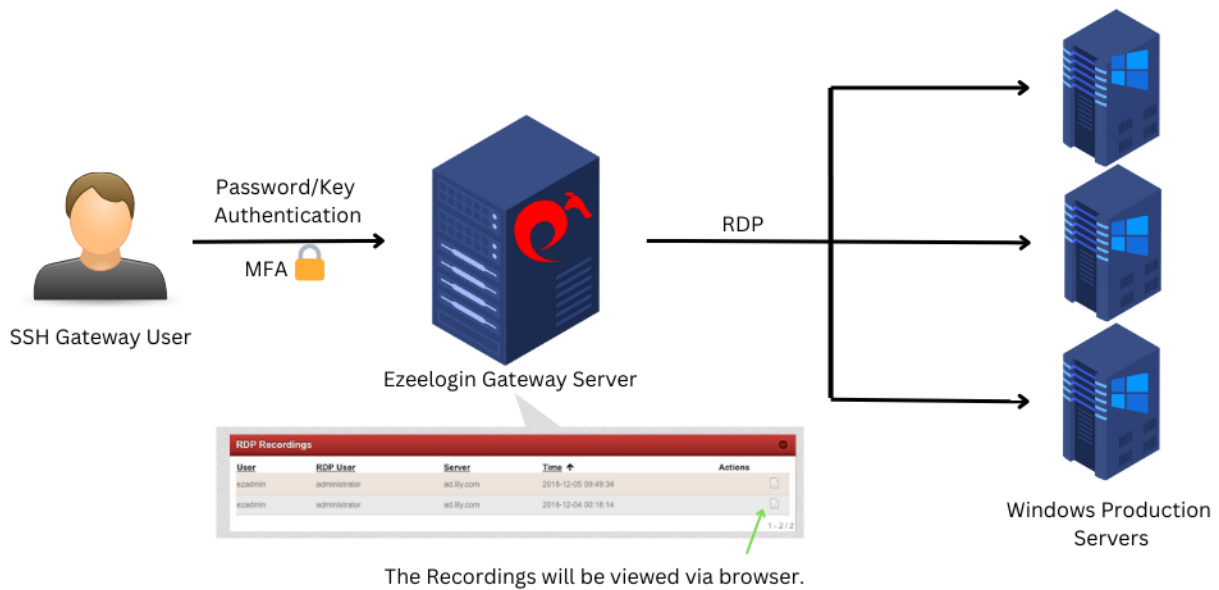


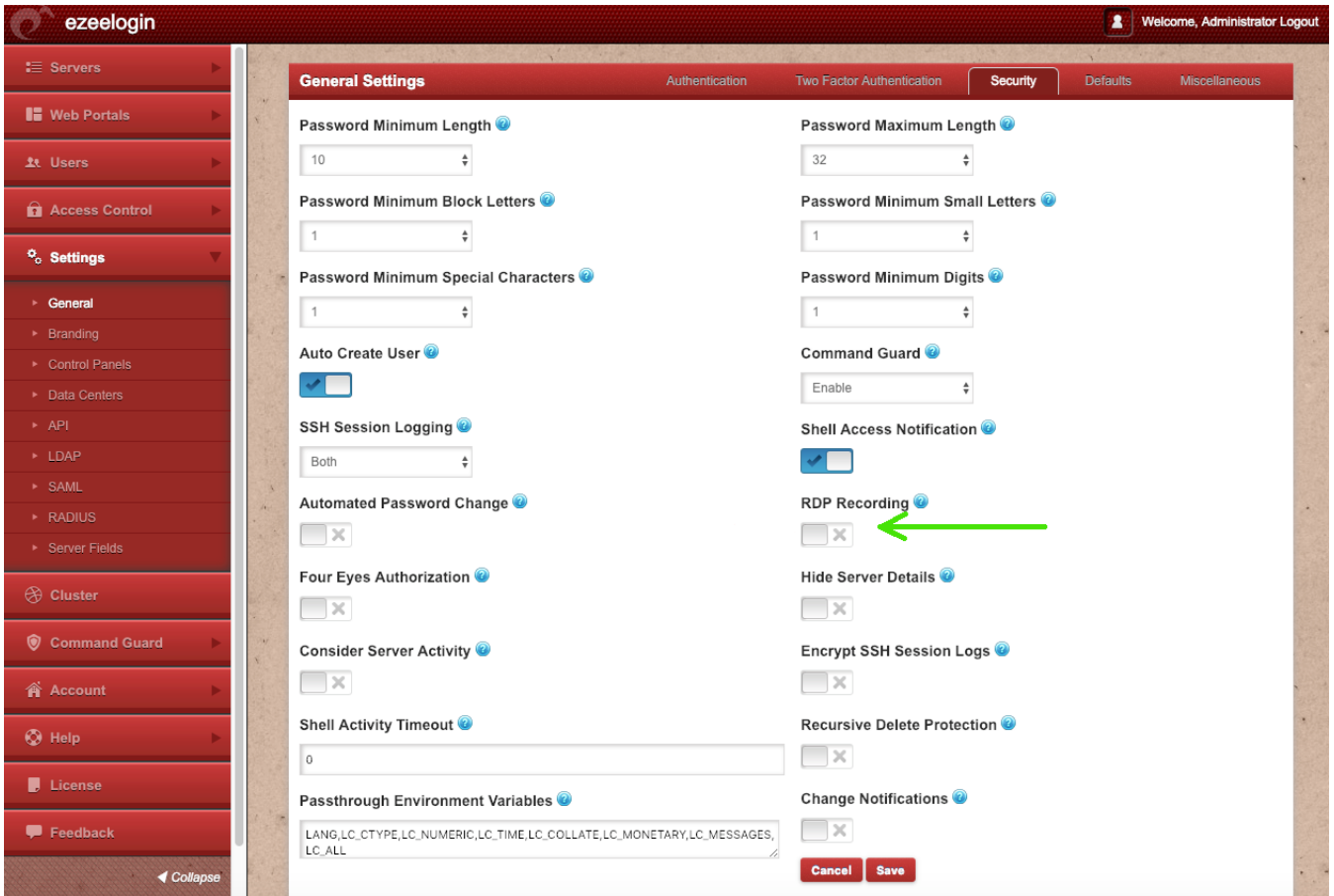
# record rdp session

## Enabling and Viewing RDP Recordings in Ezeelogin

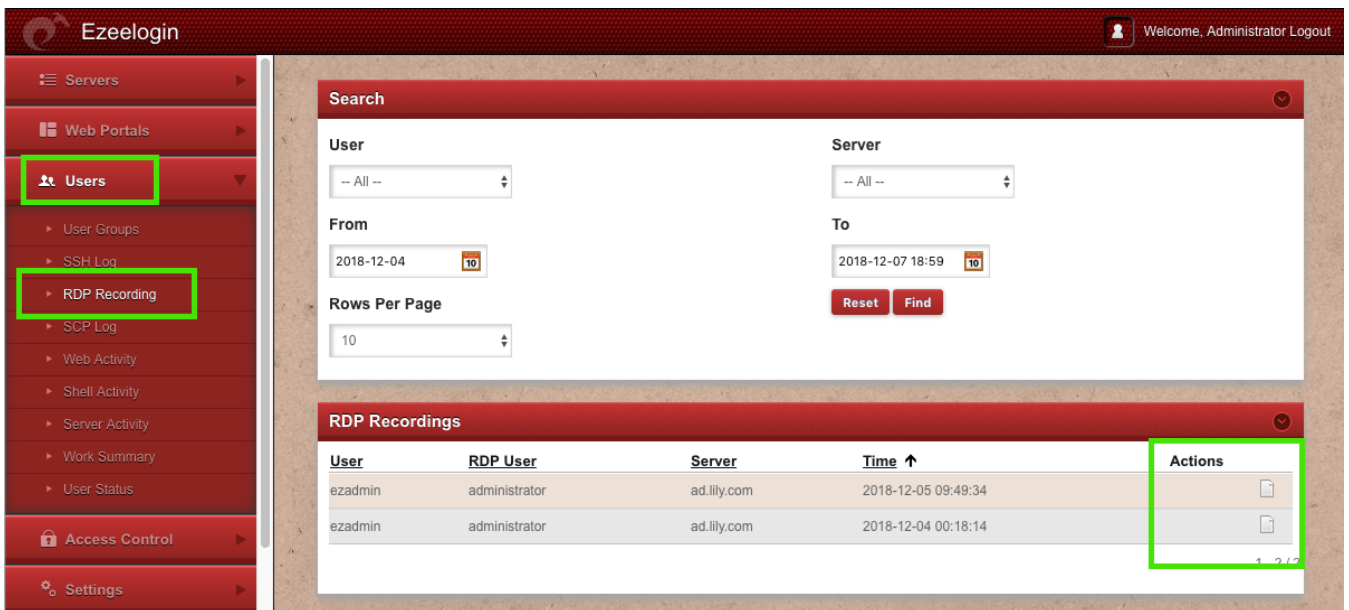
**Overview:** This article guides you through enabling RDP recording in Ezeelogin. Navigate to **Ezeelogin GUI -> Settings -> General Settings -> Security -> RDP Recording**. Use the RDP Recording button on the left menu to view and search recordings. Control playback with the space bar and number keys for speed.



**Step 1: Enable RDP Recording from Ezeelogin Gui: Settings -> General -> Security -> RDP Recording**



**Step 2:** Navigate to the **Users** tab -> **RDP Recording** for viewing and searching all RDP session recordings. Click on the **View** icon under the **Actions** tab to **watch** the recorded RDP sessions. You can find any particular recording by selecting the date, server, and users.



The recording can be viewed via a browser and will open up as shown below. Press the **space bar** key on your keyboard to **pause** and **play** the recording. Press the number keys from **1 to 9** (similar to 1x, 2x, ..., till 9x. Press 0 for 0.5x) for varying the **playback speeds**.

The screenshot shows a remote desktop session titled "Ezeelgin Remote Desktop Cor". The browser address bar displays "Not Secure | 192.168.56.106:52555/?id=106&site\_url=http://192.168.56.106/login/...". A notification box at the top center reads "401 Authorization Required https://license.ezeelgin.com". The desktop background is black. On the left sidebar, there are icons for Recycle Bin, an envelope, "ad.admod...", "Console 1", "test", "test", "test", and another "test". The main window is a console titled "Console 1 - [Console Root\Certificates (Local Computer)\Trusted Root Certification Authorities\Certificates]". It shows a tree view on the left with "Certificates" selected under "Trusted Root Certification Authorities". The main pane displays a table of certificates:

Issued To	Issued By	Expiration Date
ad.admod.net	ad.admod.net	11/9/2017
Baltimore CyberTrust Root	Baltimore CyberTrust Root	5/13/2025
Class 3 Public Primary Certification...	Class 3 Public Primary Certification A...	8/2/2028
Class 3 Public Primary Certification...	Class 3 Public Primary Certification A...	1/8/2004
Copyright (c) 1997 Microsoft Corp.	Copyright (c) 1997 Microsoft Corp.	12/31/1999
DigiCert High Assurance EV Root CA	DigiCert High Assurance EV Root CA	11/10/2031
Equifax Secure Certificate Authority	Equifax Secure Certificate Authority	8/22/2018
GeoTrust Global CA	GeoTrust Global CA	5/21/2022
Microsoft Authenticode(tm) Root ...	Microsoft Authenticode(tm) Root Au...	1/1/2000
Microsoft Root Authority	Microsoft Root Authority	12/31/2020
Microsoft Root Certificate Authority	Microsoft Root Certificate Authority	5/10/2021
NO LIABILITY ACCEPTED, (c)97 V...	NO LIABILITY ACCEPTED, (c)97 Veri...	1/8/2004
Thawte Server CA	Thawte Server CA	1/1/2021
Thawte Timestamping CA	Thawte Timestamping CA	1/1/2021

At the bottom of the console window, it states: "Trusted Root Certification Authorities store contains 14 certificates."

**Note:**

**Q) Where are the RDP session recorded stored?**

```
/var/log/ezlogin/rdp/{username}
```

Replace the username with your Ezeelgin gateway username.

**Q) What is the video format in which the RDP session recorded are stored?**

RDP Bitmap Delta Stream

**Q) Is it possible to play the RDP session recorded in external media players like VLC?**

It's not possible because it's not in any standard video format.

---

**Related Articles:**

[Add windows server for RDP via browser](#)

[Record and download RDP recordings](#)

[Could not Start Ezeelogin RDP proxy](#)

[RDP Error: This computer can't connect to the remote computer](#)

Online URL: <https://www.ezeelogin.com/kb/article/record-rdp-session-244.html>