

# How to find the Ezeelogin software version, build ID and last upgrade date and that was being run?

194 admin October 8, 2024 [Technical](#) 6554

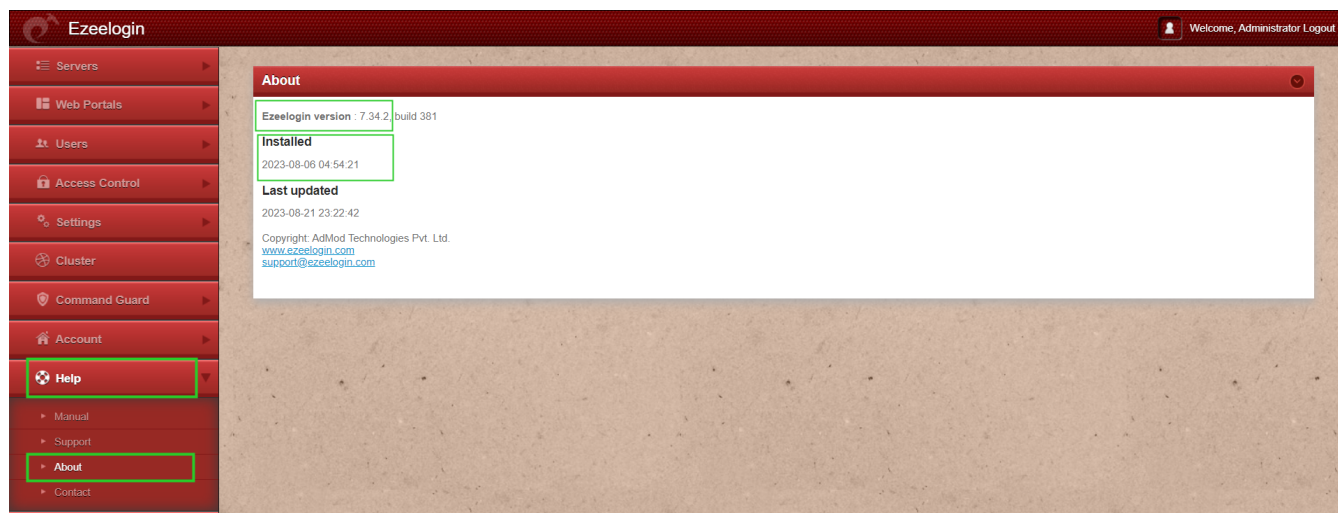
## Guide to find Ezeelogin version, build ID, and last updated version date

**Overview:** This article describes how any user can find the Ezeelogin version, build ID, and last version update date.

Here's how you can easily retrieve crucial information about your Ezeelogin setup using different methods:

### 1. Find the Ezeelogin version.

**Step 1(A):** In the web GUI, navigate to **Help -> About ->** It will help you find the **Ezeelogin version** and **installed date and time** being run.



**Step 1(B):** In the Ezeelogin **backend** ( ezsh ), press **F3** or **l**

## About

Ezeelogin version 7.34.2

Copyright: ADMOD, Inc.  
<http://www.ezeelogin.com/>  
[support@ezeelogin.com](mailto:support@ezeelogin.com)

Press any key to continue...|

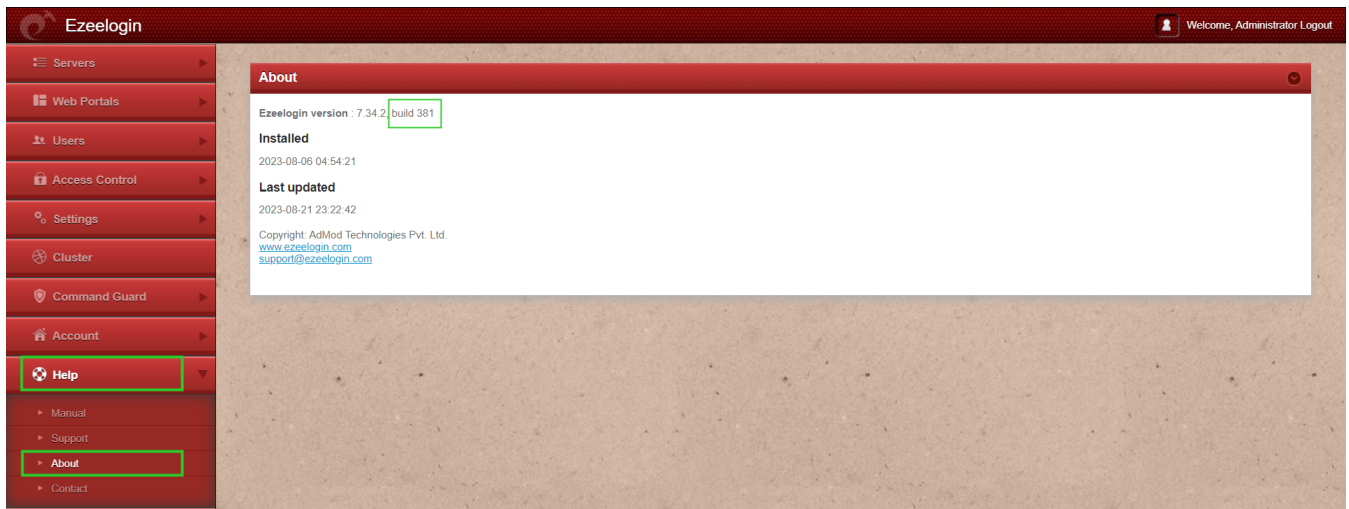
**Step 1(C):** If you have access to the SSH jump box, then log into the **Ezeelogin server** and run the command.

```
root@gateway :~# ezsh -v  
Ezeelogin version 7.34.2  
(libssh2: 1.11.0)  
Copyright (c) ADMOD, Inc.  
www.ezeelogin.com
```

## 2. Find the Build ID

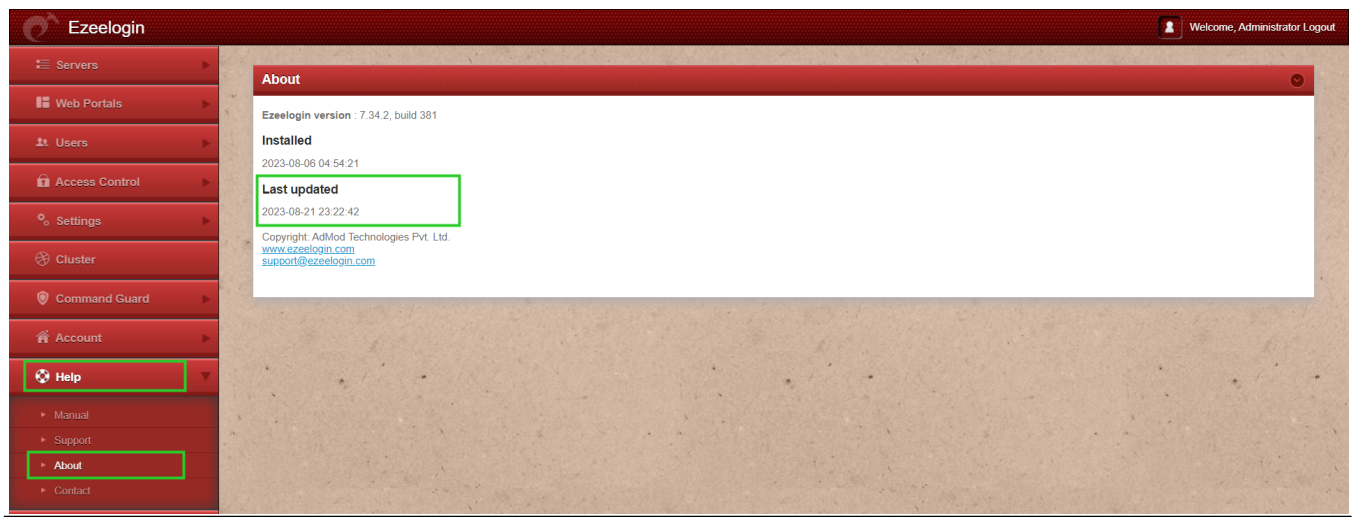
**Step 2 (A):** To find the build ID in Ezeelogin navigate to **Help -> About ->** where you'll find the **build ID**. Build ID cannot be changed manually.

**It is a unique number issued to every new license for every new installation.**



## 3. Last Updated version date.

**Step 3 (A):** In the web GUI, navigate to **Help -> About ->** It will help you find the **last updated Ezeelogin version date**



## Related Articles:

[Upgrade Ezeelogin Jump Server to the latest version.](#)

Online URL:

<https://www.ezeelogin.com/kb/article/how-to-find-the-ezeelogin-software-version-build-id-and-last-upgrade-date-and-that-was-being-run-194.html>

